
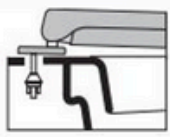
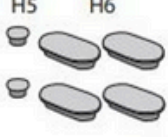



Art. EU102T	Dimensioni	Attacco	Modelli e Casa Ceramica
	X = 36 Y = 42 - 46 Z = 12 - 20	 A	ALA GALASSIA ARIANNA GLOBO ARIANNA Sosp GLOBO CLICK STILE COLIBRI' POZZI GINORI
	Paracolpi H5 H6  G05	Cerniere  GT	COLIBRI' 2 POZZI GINORI COLIBRI' 2 DUO POZZI GINORI COLIBRI' 2 Sospeso POZZI GINORI COLIBRI' 2 DUO POZZI GINORI DINO LAUFEN DONATELLO SENESI ECO SIMAS ECO Monob. SIMAS ECO Sosp. SIMAS ERIKA HATRIA SPEA ERIKA Sosp. HATRIA SPEA FANTASIA POZZI GINORI GEMMA IDEAL ST. (ex Scala) GIOVE AZZURRA IRIL NEW IDEAL ST. (ex Scala) IRIL OLD IDEAL ST. (ex Scala) IRIL Monob. IDEAL ST. (ex Scala) IRIS MINI MICAS LIGHT VITRA LUCE CATALANO LUCE Monob. CATALANO MICHELANGELO DELTA MIKI DOLOMITE NORM VITRA NOVELLA Monob. FALERI OLA' GALASSIA OPI INCEA
NON DISPONIBILE SOFT CLOSE			

ORIO DUO	POZZI GINORI
POLO	ROCA
PROJECT	MASTER
QUARZO	DOLOMITE
QUARZO Monob.	DOLOMITE
QUARZO Sosp.	DOLOMITE
QUARZO UNI	DOLOMITE
SELNOVA 2000	POZZI GINORI
TECLA	G.S.I DIVISIONE VENUS
VESUVIO	INCEA
VICTORIA	ROCA
ZANVAS 3157	IDEAL STANDARD